

warp and weft

Vol. XIV, No. 3

March, 1961

warp and weft

Published monthly (except July and August)
by Robin & Russ Handweavers, 632 Santa
Barbara St., Santa Barbara, Calif.

Subscription: \$3.00 per year.

Back Issues: 30c each, plus 3c postage.

Editor: Russell E. Groff, 632 Santa Barbara St.,
Santa Barbara, California.

Assistant Editors: Robin Groff and Frederick
Brown.

Vol. XIV, No. 3

March, 1961

A Word from the Editor

I have just returned from the 3½-week trip up through the Pacific Northwest, and it was my privilege to present a program to 8 different weaving guilds while on this trip.

As a result of this trip, Warp and Weft will be about a week later than usual, and Drafts and Designs for February was delayed. I hope that the Drafts and Designs and Warp and Weft after this will be on time.

On this trip, I gave a lecture on Ramie, and one on Card-Weaving, and I had samples of Ramie with me, and I demonstrated Card-Weaving, and had all of the 53 patterns mounted in a notebook that appear in our new book on Card-Weaving.

On this trip, I had a chance to go through Jantzen Knitting Mills, makers of the famous Jantzen Bathing Suits, and this I enjoyed tremendously. Also, the people that I met all along the way were so nice that it was a very enjoyable trip for me, even though it was a tiring one.

On this trip, I also had a one-day workshop in Spokane, with three projects for the members of this guild to work on. We have had some inquiries for the worksheets that we used here, and so I have had more of

these mimeographed, and we will have them available for anyone who is interested at 25c each. One was this same Swedish Rib as in this month's sample in a very striking color combination; one was a project of lightweight scarves for men and women, and it was in 4 harnesses also, and the last was an 8-harness imitation damask placemat plan. These are all available at 25c each.

Also, while I was gone, our shipment of Ramie Sheets and Dish Towels came in, and we are pleased to have these available to anyone interested. The Dish Towels are to retail at \$1.25 each, and we have 4 different patterns available. These, I will guarantee to outwear any linen towels you can purchase anywhere by about 5 to 1.

I'm just back, and already am going on another trip this coming weekend to present a program to the Desert Weavers Guild in Phoenix.

* I'm beginning to wonder now if I will catch up on all the work waiting here, as it seems to pile up more and more.

Well, enough of this chatter, and back to Warp and Weft proper.

RUSSELL E. GROFF, *Editor*

This Month's Cover

The cover this month was part of Phyllis B. Dow's booth exhibit at the last Southern California Handweavers Guild bi-annual exhibition in Long Beach, California.

Mrs. Dow has specialized in the very narrow fabrics, particularly those woven on the inkle loom, those that are card-woven, and also the various finger weaves that one can do in narrow fabric. She has a very striking collection of these narrow fabrics which she has woven herself. Many of these samples are some of the Mary Atwater techniques presented in her "Byways of Handweaving."

WEAVERS, WEAVING GUILDS AND WEAVING SHOPS

It is our intention, each month, to give a short article about the various weaving guilds, prominent weavers or weaving shops throughout the country.

If you know of an exceptional weaver, or of an interesting weaving shop, or of a local weaving guild, we will be very pleased to hear about them, that we might contact them and see if it is possible to present an article about the guild, weaving shop or weaver that you might know about.

Penland School of Handicrafts

Penland, North Carolina


Handweaving was started at Penland by Miss Lucy Morgan in 1923 in order "to perpetuate the native arts and crafts, and through them to provide for the people of the community a more adequate means of livelihood."

Miss Morgan studied weaving at Berea College, Berea, Kentucky. She also studied with Mr. Edward F. Worst, and the only pay Mr. Worst asked of Miss Morgan was that she "pass on to others what you have learned from me."

A few summers later, Mr. Worst came to Penland and followed this with longer and longer visits each summer when he gave courses in all types of weaving at no cost to the school.

In the summer of 1929 the Penland Weaving Institute was started, drawing students from all parts of the United States. This institute continued to grow from year to year until it developed into a permanent crafts school. Gradually other crafts such as pottery, metal work, copper enamel, lapidary, etc., were introduced until the present time when practically every craft is taught there. Students have come from every state in the union and from 37 foreign countries.

Weaving continues to be done by women in the community and their articles are sold in Southern Highland Handicraft Guild Shops and other shops throughout the country.



HELEN FREAS, Instructor at Penland, working on the damask loom.

The school is open from the middle of March until the middle of December. In the summer there are three sessions of three weeks each without credit, and two sessions of five weeks, each with college credit. During the rest of the year, students may come for any length of time.

Miss Helen Freas is head of the weaving department. She learned to weave on the first loom at Penland and studied under Miss Morgan, Mr. Worst, Mr. Peters, Mrs. Bergman, and others. She also taught weaving for seven years at the Richmond Professional Institute to both fine art and occupational therapy majors. There are two assistant teachers during the summer. Colonel John Fishback has been teaching here for the past fourteen years. He is a very experienced weaver, having studied techniques

(Continued on Page 5)

SWEDISH RIB

A Raised Stripe in the Warp for use as borders in skirts. With the stripe in the warp, you can use a single thread in the weft, to make quick work of skirt lengths. By changing the color of the weft, on the same warp, you can make different skirts.

TIE-UP DRAFT:

4		O		
3	O		O	
2	O	O		
1	O		O	
	1	2	3	

THREADING DRAFT:

4	NNNN	XXXXXX	PPPP	XXXXXX	NNNN	XXX	P	XXX
3	N	NXXXXXP	PXXXXXN	N	XXX			XXX
2	A	A	W	W	A	A	W	W
1	NNNN	PPPP	NNNN				PP	
		D				C	B	A

KEY TO COLORS IN THE WARP:

P—10/2 cotton, Purple
 W—White, double quick heavy cotton
 N—10/ cotton, Navy
 A—Peach, double quick heavy cotton
 X—Selection of 3 colors of 20/2 cotton in Lilac, Violet, and Cattleya—no definite sequence of colors, but an irregular choice of these three colors in the threading in any sequence.

TREADLING:

Treadle as follows: 1, 2, 1, 2, 3, 2, 3, 2. Repeat over and over the above treadling.

WEFT:

For weft, we used a fine rayon boucle in a pinkish lavender. Actually it is called pink, but it has a lavender cast to it. This yarn has about 4,400 yards per lb. to it.


REED USED:

A 15-dent reed was used, 2 ends per dent, no matter whether there is a heavy and fine thread together or not.

THREADING PLAN:

A—5 times—30 threads
 B—1 time—05 threads
 C—5 times—30 threads

SAMPLE:



D—1 time—61 threads
 C—5 times—30 threads
 B—1 time—05 threads
 C—5 times—30 threads
 D—1 time—61 threads
 C—5 times—30 threads
 B—1 time—05 threads
 C—5 times—30 threads
 D—1 time—61 threads
 C—5 times—30 threads
 B—1 time—05 threads
 A—5 times—30 threads

Number of warp ends, 438.



More About This Fabric

This Swedish Rib is used in many setups to create a band of from 5 to 12 inches wide near one side of the loom, with the rest of the warp in the fine 20/2 cotton as the rest of the warp width. There is no particular sequence of colors on the rest of the 20/2 cotton, but the three colors are used hit and miss as I mentioned earlier. No definite sequence for the three colors.

The rest of your width of the loom is all threaded on harnesses 3 and 4 for plain weave. Then, with the threading given for the border and threaded 3 and 4 alternately for the plain area, you can use just one shuttle, and using the treadling just as given. You can thus make skirt lengths with the border created by the warp threads rather than by the weft threads. This makes for much faster weaving, and it is much easier for those who might be handicapped, who have trouble using more than one shuttle.

More About The Threading Plan

The threading plan that I give you here is for a border repeat of about 12 inches wide. Of course, you can make it narrower if you so desire, but my own personal preference is for a wider width, and thus I've given you here the plan for such a border 12 inches wide.

COST OF THREADS IN THE FABRIC:

10/2 cotton, \$5.00 per lb., on 1/2-lb. spools, 4200 yds. lb.

20/2 cotton, Egyptian, on 1/2-lb. spools. It is \$5.00 per lb. also. 8400 yards per lb.

Double quick cotton. This heavy tightly twisted cotton is excellent for borders and accents and we have been using it for this for several years. It comes in 125-yard skeins, and is 35c per skein, about 16 colors available.

Fine rayon boucle. This yarn comes on 1/2-lb. spools and is \$3.50 per lb. About 15 colors available, and it has 4400 yards per lb.

Still More About The Fabric

I wanted to say that we used this same setup, in an entirely different color combination in Spokane, Washington while on the lecture trip this past month, and I felt that my choice of colors in this one that we used in the one-day workshop in Spokane was a much more striking color combination than the sample in this current issue of *Warp and Weft*. We used Light Turquoise, White and Navy double quick cotton, and a Green and Canton Green in 10/2 cotton, and Light Turquoise, Turquoise Gooseberry, and Mint Colors in the size 20/2 for the plain weave areas. I felt it was much, much more striking than the colors used in this sample. Of course a lot of this is the actual individual color preference.

Also, as we were weaving this for *Warp and Weft*, we had the rib repeated the entire 40-inch width, so it doesn't give us the effect of just one 12-inch border, but rather an all-over surface pattern for the entire width of the fabric. We liked it enough, however, that we are going to have a skirt made up with the two yards that we had left over from our 20 yards of this sample. We had 2 yards left over after cutting up 1800 samples for *Warp and Weft*.

PENLAND SCHOOL OF HANDICRAFTS

—(Cont'd. from Page 3)

both in this country and in the Scandinavian countries. He is also weaving consultant for Lily Mills Company. Mrs. Ruth Blanchard has had wide experience in teaching and has studied with a number of well-known teachers. She has been teaching here for about ten summers.

Students are adults of all ages and are here for many purposes. There are occupational therapists adding to their knowledge of weaving, people starting a hobby, camp counselors preparing for summer jobs, and at present, two men from Indonesia are

spending five months here learning to weave so that they can teach it in their country.

The weaving department has fifty looms, including sixteen different makes. These range from tapestry frames and two-harness table looms to 12-harness looms and a damask loom. They teach warping on bars, horizontal and vertical reels, and sectional beams. Emphasis is put on making a warp and dressing looms since this is prerequisite to good weaving. Students are frequently amazed to find how easy it is to dress a loom. Colonel Fishback, who is an efficiency expert, has devised a number of fool-proof methods to use in preparing a loom for weaving and all instructors use these methods, because we believe these to be the best.

Students are encouraged to use as many types of looms as possible if they are planning to buy a loom, or if they have one, they are taught the best ways to use that particular loom.

During the summer sessions there are lectures on yarns and yardages, types of looms, and on drafts—stressing units used in various weaves. This information is given on an individual basis. Special emphasis is put on correct throwing of the shuttle and on beating, since everything else is easy after basic techniques are mastered. Each student may progress as fast as he wishes and is assisted in choosing his own projects.

Usually in a three weeks' session, a beginner puts on and weaves off two or three warps, and learns to dress a loom, do plain weave, twill, various finger weaves, and some other types of weaves, such as Bronson Lace, Overshot, etc. This is frequently in addition to taking some other craft such as copper enamel, related crafts, or whatever he wishes.

All types of weaving are taught, including multiple harness, damask, and also cloth analysis.

The school has a well equipped yarn shop where all kinds of yarns and equipment may be purchased.



This photograph shows articles made for sale by residents of Penland, North Carolina and Penland School of Handicrafts. The articles include weaving, ceramics, silk-screened greeting cards, bayberry candles, copper enamel, and pewter work.

Starting this summer of 1961, they will be affiliated with East Tennessee State Teachers' College and students who qualify may get credit. For further information on this and on the Penland School of Handicrafts, write to:

The Registrar
Penland School of Handicrafts
Penland, North Carolina

CARD WEAVING

53 completely illustrated patterns for
Card-weaving

Step-by-step instructions, plus complete photographs of these procedures.

\$3.50, postage prepaid

ROBIN & RUSS HANDWEAVERS
632 Santa Barbara St., Santa Barbara, Calif.

CLASSIFIED ADVERTISING

A classified advertising section will be tried out in Warp and Weft for a few months, to see if there is any interest or response. Why not advertise your old loom, duplicate equipment, and other such items in this section. Price per 5-line ad is \$4.00. Payment to accompany your advertising copy.

COMMERCIALY WOVEN, Ramie dish-towels imported from Switzerland. We have been so pleased with our own towels of this kind that we have been using for two years and find in almost perfect condition, so we imported some to see if anyone else might like some. They are \$1.25 each, postage prepaid, and there are 4 different kinds available. They are equipped with hangers on each end and are available in red and white or blue and white. Four styles altogether. Robin & Russ, 632 Santa Barbara St., Santa Barbara, Calif.

MEDIUM RAYON BOUCLE. We have just had two colors dyed in this rayon boucle. A beautiful pink and a watermelon red are the new colors. Excellent for skirt weft on a cotton warp, or can be used for warp if desired. 2700 yards per lb. Approximately 1-lb. cones. \$3.60 per lb. Robin & Russ, 632 Santa Barbara St., Santa Barbara, Calif.

ORLON AND WOOL combination in White. The orlon and wool are wound together and then put in warm water, with the wool shrinking and giving a boucle effect to the orlon. \$2.40 per lb. Good for skirts, dresses, etc. Robin & Russ, 632 Santa Barbara St., Santa Barbara, Calif.

TWO LINE WOVEN LABELS are once again available from Robin & Russ. When discontinued by Cash's last year, we searched everywhere for a two line label. At last, thanks to the help of another weaving shop, we found a source of these two line labels. Hand-woven by on the top line and your name on the bottom line is the most common style. Minimum order is 12 dozen and the price is \$4.90. This is less than what Cash's labels used to cost. Delivery is 4 to 6 weeks, postage prepaid. Robin & Russ, 632 Santa Barbara St., Santa Barbara, Calif.

NYLON JERSEY SELVAGES are now available from Robin & Russ, in White, Pastel Pink, Blue, Green, and a bright red. Excellent for washable bags, place-mats and other quick-drying projects. In skeins of about 3/4 lb. to 1 1/4 lbs. each, this material is \$1.60 per lb. All quite nice and uniform widths, and can be used in rugs and many other projects also. Robin & Russ, 632 Santa Barbara St., Santa Barbara, Calif.

DARK NATURAL LINEN WITH A FAINT GOLD metallic twist. Size 6/1, with 1,600 yards per lb. \$3.20 per lb. on 4 oz. spools. Robin & Russ, 632 Santa Barbara St., Santa Barbara, Calif.

A
Special Sale
of
SILK TWEEDS
March and April
1961
only.
Regularly priced
at \$8.00
per lb.
These two months
ONLY
\$4.00 per lb.
About 15 stock colors.

Write
for free samples.

ROBIN & RUSS HANDWEAVERS
632 Santa Barbara St., Santa Barbara, Calif.

OLD HAMPSHIRE YARNS
for
Hand Weaving - Hand Knitting
Rug Hooking

Special prices on 20 lbs. and over quoted on request. Send 10c for a sample folder. Special attention is given to institutions and schools for arts, crafts and therapy programs.

THOMAS HODGSON & SONS, INC.
Department Y
Concord, New Hampshire

The Weaver's Marketplace

NEW!!!

Functional Overshot by Grace D. Blum

A basic source for modern designs. Contains concise directions for weaving almost any overshot threading, in 24 different methods and 32 woven swatches.

\$16.50 per copy

Mailed prepaid when check accompanies order.

HAND WEAVERS' WORK BASKET
Box 691, R.R. 1 West Chicago, Illinois

HANDWEAVING

YARNS and SUPPLIES

A wide variety of distinctive yarns, developed especially for handweaving is available for prompt shipment in quantities to suit your needs.

WRITE TODAY FOR FREE CATALOGUE AND FREE PRICE LIST.

The Handweaver's Headquarters

LILY MILLS COMPANY
Dept. HWWW Shelby, N. C.

A Complete Line
YARNS LOOMS
AND WEAVING SUPPLIES

GOLDEN RULE PRODUCTS


Write for a catalogue and list of agents

HUGHES FAWCETT, INC.

P. O. Box 276 Dunellen, New Jersey

THE NORWOOD LOOM

1. Custom built, of Cherry.
2. 22", 30", 40", 50".
3. Rising Shed—Sectional beam.
4. Multiple harnesses and special looms to order.
5. Adapted to handicapped by special prescription.
6. Folding models only.



THE NORWOOD LOOM CO.
P. O. Box 272 — Baldwin, Michigan

warp and weft

632 Santa Barbara Street
Santa Barbara, California
Return Postage Guaranteed

BULK RATE
U. S. POSTAGE
PAID
Permit No. 440
Santa Barbara, Calif.