



warp and weft

Vol. XI, No. 9

November, 1958

warp and weft

Published monthly (except July and August)
by Robin & Russ Handweavers, 632 Santa
Barbara St., Santa Barbara, Calif.

Subscription: \$2.75 per year.

Back Issues: 30c each, plus 3c postage.

Editor: Russell E. Groff, 632 Santa Barbara St.,
Santa Barbara, California.

Assistant Editors: Robin Groff and Frederick
Brown.

Volume XI No. 9

November, 1958

A Word from the Editor

I'm sorry to say so, but it looks as though we will have to raise *Warp and Weft* to \$3.00 per year, as of the first of the coming year. Several reasons for this, and one is that postage is going up as of the coming year, and will again go up in 1960.

The second reason is that the printing is going up again during the coming year also. Our postage to Canada and Foreign Countries doubled about two months ago.

So, that means that *Warp and Weft* will definitely go up as of January 1, 1959. We will make the offer again that those of you who would like to take advantage of the current or old subscription rate of \$2.75 per year in their renewals can do so for one or more years at the \$2.75 rate until the new price goes into effect.

After January 1, 1959, the new price will be in effect on all subscriptions.

During the past few weeks, we were very pleased to receive our shipment of Ramie from abroad, and as the duty wasn't as high as had been anticipated, we will be able to sell it for \$1.00 per lb. less than we had

originally quoted. Those of you who might like samples of the 15 WASHFAST AND SUNFAST colors of the 2/16's RAMIE, can send us a self-addressed envelope, and we will send you samples via return mail.

We also received a shipment of some 400 lbs. of very nice rayon boucle, called thick and thin, in about 12 colors. It has a thick boucle twist for a while, and then a thin boucle twist for a while. On cones of about 1½ to 2 lbs. each, we will have this ON SPECIAL at \$1.60 per lb. Those of you who would like samples of these, can also send us a self-addressed, stamped envelope, and we will send you these samples via return mail.

The multiple harness bulletin is progressing nicely, and we now have about 150 subscribers for it, which is more than we had expected at this time.

I don't know how many of you have ever put up gutters and down-spouts on your homes, but the past two Sundays, after church, Robin and I have spent the day doing just this. Still have one more day's work on it, but it will soon be finished, and then Robin's flower beds around the house will be safe from the forthcoming (we hope) rains.

Mr. Brown is working on the sample for this month's *Warp and Weft* issue, and I'm still working on our bed-spread, and more samples for *Warp and Weft* for last month, as we ran out of samples and were short about 200 samples for the extra copies of *Warp and Weft* that we have printed every month. Hope that you enjoy this month's sample, as we think it is an unusual one.

We also want to mention that this month's sample is one of the many weaves that we studied about and read about when working with Mr. Stan Zielinski at Z Handcrafts in Fulford, Quebec this past summer.

RUSSELL E. GROFF, *Editor*

Weavers and Weaving Shops

It is our intention, each month, to give a short article about various well-known weavers, or about different weaving supply centers and shops throughout the country. If you know of an exceptional weaver in your area, or of a good supply center where there is weaving going on, we will be more than glad to hear about them, that we might contact them and see if it will be possible for us to present an article about the individual weaver or shop in each issue.



MRS. E. C. OCHS
of Hartland Area Crafts

Just off highway No. 23 in Livingston County, Michigan, is located a quaint village, Hartland by name, which is the home of Hartland Area Crafts, owned and operated by Mr. and Mrs. Edwin C. Ochs.

The craft shop was founded by J. Robert Crouse, Sr., for the purpose of teaching handicrafts to the residents of the area. The original location of the project was in an old mill, but, due to growth and development in 1934, the present location was purchased and remodeled. The house is of New England architecture and still boasts of its original brick floor in the basement, as well as a dutch oven which is to be reinstated for use. The house is wealthy in tradition with-

out its reputation of offering to the public for so many years the useful and beautiful articles handwoven for sale.

It was in this location during the first years of the shop activity that Osma Couch Gallinger, who opened the shop for Mr. Crouse, along with the counsel and assistance of Mary Atwater, organized and conducted the first weaving conference at beautiful nearby Waldenwoods.

During the past year, the shop has lost the services of Ann Hooker, because of illness. She came to work here in 1934 and has worked continuously during this time. We wish to pay tribute to Ann who for so many years gave of her time and experience to the many weavers and would-be weavers. It was her wish that Mr. and Mrs. Ochs acquire the craft shop, and this they did in 1955. Mrs. Ochs became interested in handweaving during the time her daughter was in college. Three looms were eventually purchased and the crafting of fine linens became the end result of a fascinating hobby. This has now developed into a full scale business.

Specialties of the workshop are custom made linens, woolens, baby wear, skirts, stoles and smaller items of interest. Along with the offering of handwovens, antique colored glass and furniture pieces are stocked in the shop and seem to help blend themselves into an attractive setting of traditional living.

Basic fundamentals of weaving are taught throughout the year, by class or by individual instruction. A complete service for handweavers is maintained — threads, looms, accessories, books, special instructions, etc.

The doors of Hartland Area Crafts are open to groups throughout the area for study and meetings, as well as to the weaving guilds in the lower Michigan region. The present owners like to feel that they are in

(Continued on Page 6, Col. 1)

CANNELE

A fabric with a French name, Cannele is a ribbed or fluted fabric, which has some of the weft threads pulled in such a manner that when woven, they resemble a diamond or ribbed effect.

TIE-UP DRAFT:

4			X	X		X	
3		X	X		X		
2	X	X				X	
1	X			X	X		
	1	2	3	4	A	B	

THREADING DRAFT:

4							X	X	
3		X	X	X	X	X	X	X	X
2		X	X	X	X	X	X	X	X
1					X	X			
		2 times		As often as desired				3 times	

MORE ABOUT THE THREADING DRAFT

The threads threaded on harnesses 1 and 4 form floats in the warp. They have a specific job, and that is to pull the heavy weft thread, alternately in two directions. The weft threads will tend to pull towards the middle of the warp float threads.

WARP:

20/2 Egyptian Cotton, color black.

WEFT:

In the weft, we used 5 different colors of thread, 3 different colors in size 10/2 cotton, and 2 different colors in size 5/2 cotton.

10/2 cotton:

- color 1 — charcoal
- color 2 — cherry
- color 3 — marine


5/2 cotton:

- color 1 — medor
- color 2 — white

REED USED:

A 15 dent reed was used, and it was double-sleyed, that is 2 ends per dent.

SAMPLE:



TREADLING:

The treadling as we used it on our sample is fairly involved, but can be easily changed to meet your need and requirements. Here is the treadling as we used it, with the color sequence also. PLEASE NOTE: That the 5/2 cotton in the white and medor colors was doubled, or wound 2 ends together on a bobbin.

- A. Treadle #4, 5/2 doubled—white
 Treadle #1, 10/2 cherry
 Treadle #A, 10/2 cherry
 Treadle #1, 10/2 cherry
 Treadle #A, 10/2 cherry
 Treadle #1, 10/2 cherry
 Treadle #4, 5/2 doubled—white
- B. Treadle #3, 10/2 charcoal
 Treadle #B, 10/2 charcoal
 Treadle #3, 10/2 charcoal
 Treadle #B, 10/2 charcoal
 Treadle #3, 10/2 charcoal
 Treadle #B, 10/2 charcoal
 Treadle #3, 10/2 charcoal
 Treadle #B, 10/2 charcoal
 Treadle #3, 10/2 charcoal
- C. Treadle #4, 5/2 doubled—medor
 Treadle #1, 10/2 marine
 Treadle #A, 10/2 marine
 Treadle #1, 10/2 marine
 Treadle #A, 10/2 marine
 Treadle #1, 10/2 marine
 Treadle #A, 10/2 marine
 Treadle #1, 10/2 marine
 Treadle #4, 5/2 doubled—medor
- D. Treadle #3, 10/2 charcoal
 Treadle #B, 10/2 charcoal
 Treadle #3, 10/2 charcoal
 Treadle #B, 10/2 charcoal
 Treadle #3, 10/2 charcoal
 Treadle #B, 10/2 charcoal
 Treadle #3, 10/2 charcoal

End of one repeat in sample.

Please note that our sample is unbalanced in that the 4 different groups, A, B, C, and D, are not all the same number of threads. You can vary your fabric by the number of threads in these repeats, either balancing it, or making it unbalanced, by having a different number of threads in each group. Actually, I think that it is better looking if it is balanced, and that is, using the same number of charcoal threads in between, and making the cherry and marine groups the same number of threads.

More About this Fabric

This fabric is very intriguing to us as it can be changed in so many ways. It is certainly very adaptable to the use of different colors, and of course, different textures also. It would be particularly effective in pillows and decorative fabrics in a room, where you want to bring in other colors that will blend with what you already have in your room. It would be pretty on lampshades, on wastebaskets and book racks, and in pillows, etc.

I also felt that it would make very striking draperies, as you can use your color or textured yarns as you desire, making stripes at the bottom and perhaps middle and top of your drapes, with the background plain, or in many other ways, dependent only upon your imagination.

One thing that will help in weaving of Cannele is that the beating of the weft thread should be rather hard. This helps give the desired diamond or rib effect with the heavy weft thread.

For the pattern weft or thread that gives us the ribbed effect, you can use many different threads, and you should remember that the smoother threads help this pattern stand-out, but if you use a boucle, it will not be as striking. You can use candlewick, cords of various kinds, and generally smooth threads.

For the background or the thread which is set off by the heavy smooth thread, you can use boucles if desired.

In most techniques, you usually find the floats of warp and weft usually are parallel to either direction of the warp or weft. Some distortion is noticed in such weaves as M's & O's, Overshot, etc. This distortion is not of much importance usually, and sometimes isn't desirable. However, you can sometimes exaggerate this distortion, and that is what is done in the "Cannele" fabric as in this issue.

We should also mention that this fabric

was woven with the tie-up given, on a jack-type loom. The ribs were on the top of the fabric. We feel that it is better if these ribs are woven on the top of the fabric, as they aren't as tightly bound in the fabric as you might think. Thus, you might have to change your tie-up or your treadling in order to have your ribs of color on the top of the fabric.

We did not keep track of the cost of the fabric, as if we were weaving it in drapes, we would not have as much pattern over the whole fabric, as we wove it for samples in *Warp and Weft*. As we mentioned, we would probably have more or less borders at varying places and different widths in the drapes. However, we will give you the costs of the various threads that we used in the fabric.

1. 20/2 Egyptian Cotton in Black was used for warp, and it has 8400 yards per lb., and is \$5.00 per pound.
2. 10/2 cotton in Cherry, Marine, and Charcoal was used in the weft, and this is on 1/2 lb. spools, and is \$5.00 per lb., having 4200 yards per lb.
3. The 5/2 white mercerized cotton is a beautiful quality cotton, and it is \$3.50 per lb.
4. The 5/2 Medor mercerized cotton was dyed to order for us, and is \$4.00 per lb., or \$1.00 per 4 oz. spool. NOTE: This weight is excellent on some of the overshot mats, that need a fairly heavy pattern thread, and is excellent for borders, etc.

WEAVERS & WEAVING SHOPS—Cont'd.

some way contributing to the aims and ideals of the founder and they will continue to lend a hand to all who come for advice and assistance.

Located in the heart of Michigan's Water Wonderland, Hartland is an ideal vacation spot and surely well worth the time it takes to stop in for a visit. There are campsites and vacation areas nearby, and many, many lakes with all kind of vacation activities. An open invitation to all is given to those who pass this way.

This Month's Cover

This month, we are again lucky to have as a model for some of our skirts, Mrs. Marie Walling, who also modeled her own outfit in the May 1958 issue.

The skirt on the left is a fitted skirt, made of the Honeycomb fabric featured in the April, 1958, issue of *Warp and Weft*.

The skirt in the center is one of our most popular ones, and we have a special name for it called "Skyscraper." It is woven of 2/30's black french spun worsted, sett at 30 per inch. The sky-scraper are inlaid on an overshot pattern, and were woven using 5 different shades of red 3 or 4 ply knitting wool.

The third skirt or one on the right, with the indian looking design was woven with an egyptian cotton warp of Light Turquoise, and the weft was a 7/2 Aqua Blue spun douppioni silk. The inlay was again on overshot, and this time some heavy rayon boucle in navy blue and red was used for the inlay.

Mr. Brown wove the sky-scraper skirt, and the other two were woven by your editor. We might also mention that the inlay on overshot is particularly effective in designing, and we just wish that we had more time for this purpose. Perhaps you might like to try it. I'm sure that you would enjoy it as much as we did.

Also, we'd just like to mention that these pictures were taken at our home, and that it shows just a little of the view that Janice, Robin and I enjoy every morning, afternoon and evening.

Book Review

A book that I'm sure not many of you are familiar with is a fairly new Finnish Text, titled "PELLAVASTA KUDOTTUA," by Gustafsson & Saarto.

This is a book that the linen weaver with the multiple harness loom would delight in. The patterns in it are from 4 to 16 harnesses,

with most of them being 4, 6, 8, and 12 harness patterns.

There are photographs of 140 different fabrics in the book, with the threading, tie-up, and treadling given for all of them.

Some of the patterns would be excellent for bed-spreads, for drapes, and of course for the linens that we mentioned earlier.

The photographs are quite good, but not as clear as many of the Swedish texts seem to be.

As we mentioned once, and as we will mention again, we feel that the linen weaver with a loom of 12 harnesses, would be intrigued with this text.

Title: PELLAVASTA KUDOTTUA
Author: GUSTAFSSON AND SAARTO
Cost: \$4.00 each plus 14c postage
Available: Robin & Russ

Loom Costs, 1936

We just came across a little catalogue and price list the other day, and we thought that you might enjoy hearing what some of the various looms cost in 1936, as compared with today's current prices. We were amazed at the prices, and probably you will be too. Here are a few of them.

8 inch, 2 harness loom	\$ 3.00
16 inch, 2 harness loom	\$ 4.00
12 inch, 4 harness loom	\$ 8.00
20 inch, 4 harness loom	\$16.00

FOLDING LOOMS

32 inch, 4 harness loom	\$30.00
36 inch, 4 harness loom	\$32.50
45 inch, 4 harness loom	\$42.50
60 inch, 4 harness loom	\$52.50

Also at that time, heddles were \$5.00 per 1,000; reed hooks were 15c each; and boat shuttles were 90c each. It certainly doesn't seem possible that there has been such an increase in prices, and the cost of living and other items has gone up so in 22 years.

We forgot to mention that these looms were made of Oregon Pine, and if you wanted a Mahogany, or Oak or Maple loom, those out of this hardwood cost \$7.50 extra.

Wouldn't you like to get a new loom today at those prices???

CLASSIFIED ADVERTISING

A new classified advertising section will be tried out in *Warp and Weft* for a few months, to see if there is any interest or response. Why not advertise your old loom, duplicate equipment, and other such items in this section. Price per 5-line ad is \$4.00. Payment to accompany your advertising copy.

RAMIE, SUNFAST AND WASHFAST, size 16/2 with 2400 yards per lb. Price is \$5.00 per lb., or \$1.25 per 4 oz. spool. 15 nice colors. **ROBIN & RUSS**, 632 Santa Barbara St., Santa Barbara, California.

THICK AND THIN, Rayon boucle in 11 nice colors. On cones of 1 1/2 to 2 lbs. each, and priced at just \$1.60 per lb. **Robin & Russ**, 632 Santa Barbara St., Santa Barbara, California.

ODD LOT SPECIAL. 10 pounds of nice quality yarns, about 1 lb. each of 10 kinds for \$8.50. Postage prepaid in California, and \$1.00 extra if out of the state of Calif. **Robin & Russ**, 632 Santa Barbara St., Santa Barbara, California.

12/1 SPUN DOUPLIONI SILK. Natural only, with a slub in the silk. Cones of about 1 1/2 to 2 lbs. each. Just 50 lbs. available in your natural silk color. \$1.60 per lb. **Robin & Russ**, 632 Santa Barbara St., Santa Barbara, California.

THREAD NIPPERS. A specially made pair of scissors made for weavers, and for use in commercial weaving factories. Easy to hold in your hand on one finger. \$3.50 a pair. Postage prepaid. **Robin & Russ**, 632 Santa Barbara St., Santa Barbara, California.

WOVEN LABELS, reading "Handwoven by" on one line and your name on the second line. Choice of red, blue, black or dark green lettering and choice of style of lettering. 6 dozen for \$4.50. See brochure in *Warp and Weft* for styles of lettering. Prices on brochure are for one line labels of 20 letters or less. Send your order to: **Robin & Russ**, 632 Santa Barbara St., Santa Barbara, California. Free sample labels for your examination upon request.

1,000 WOVEN LABELS, with your choice of style of lettering, color of lettering, color of background, and your own lay-out. In lots of 1,000 or more, \$27.50 per 1,000. If you have any special designs that you want on your label, \$5.00 per 1,000 extra. **FREE SAMPLES UPON REQUEST**. **Robin & Russ**, 632 Santa Barbara St., Santa Barbara, California.


SMALL TAPESTRY LOOMS for Goblein Tapestry. Priced at \$25.00 each, plus postage. Parcel post varies, but each tapestry loom is individually boxed. If you would like to see a photograph of one, let us hear from you. **Robin & Russ**, 632 Santa Barbara St., Santa Barbara, California.

The Weaver's Marketplace

THE "NILUS"

Jack-Type Loom


1. Folding Model
2. Of Red Birch
3. Rising Shed
4. Five different widths
5. Includes reed, shuttles, hook, canvas aprons, and three lease sticks



For further information write to:
NILUS LECLERC, Inc., W.W. L'Isletville
Quebec, Canada

THE NORWOOD LOOM

1. Custom built, of Cherry.
2. 22", 30", 40", 50".
3. Rising Shed—Sectional beam.
4. Multiple harnesses and special looms to order.
5. Adapted to handicapped by special prescription.
6. Folding models only.



THE NORWOOD LOOM CO.
P. O. Box 272 — Baldwin, Michigan

COLORED RAMIE, IMPORTED

15 wash fast and sun fast colors
size 16/2, 2400 yards per lb.

\$1.25 per 4 oz. spool

\$5.00 per lb.

Available as of October 1st

ROBIN & RUSS HANDWEAVERS
632 Santa Barbara St., Santa Barbara, Calif.

HOLMA-HELSINGLANDS LINENS

BRETTON TWEED YARNS

Sample cards, 35c

THE HANDWEAVERS' WORK BASKET
Box 691, R. R. 1, West Chicago, Illinois

warp and weft

632 Santa Barbara Street
Santa Barbara, California

Return Postage Guaranteed

BULK RATE
U. S. POSTAGE
PAID
Santa Barbara, Calif.
Permit No. 440