

A Book of
Patterns
for
Hand-Weaving

by
JOHN LANDES
From Drawings in the Pennsylvania Museum

With threading drafts and notes by

Mary Meigs Atwater



Published by
SOUTHERN CALIFORNIA HANDWEAVERS' GUILD, INC.
1717 N. Gramercy Place
Hollywood, California 90028
November 1977

A Book of
Patterns
for
Hand-Weaving

Designs from the
JOHN LANDES
Drawings in the Pennsylvania Museum

Drafts and notes by
Mary Meigs Atwater

PART ONE



Foreword

Done at 14 Ash Street, Cambridge, Massachusetts
September 15, 1925

One of the most interesting documents in the all too meagre archives of American hand weaving is a book of drawings by one "John Landes", who appears to have been a professional weaver of the Revolutionary period.

This remarkable old pattern book is one of the treasures of the Frishmuth Collection in the Pennsylvania Museum, where many of the weaving fraternity have had the privilege of examining it. And it is through the generous permission of the museum that the present publication is made possible.

Of the 78 drawings in the book, a few are duplicates or show very similar patterns. Some show familiar patterns of the period, or very slight variations of well-known patterns. But most of the designs appear to be entirely original and have a charm and an individuality all their own.

Of the artist himself nothing is definitely known. Possibly he was one of the band of itinerant weavers of the period, — travelling about from village to village and from farm to farm, wherever his services happened to be in demand, with his looms, shuttles and whatnot of equipment on a heavy ox-cart.

The famous pattern-book no doubt was carefully bestowed where it could be brought out for the inspection of prospective customers.

It is easy to picture a notable house-wife of those old days, turning the pages and finding it hard, — among so many beauties — to select just the loveliest pattern for the grand new coverlet to be woven by John of her carefully spun and anxiously dyed yarns.


For undoubtedly this was the function of the book — to be shown to customers for their selection, — and in the original there are no drafts or directions for weaving. In order to make the present book of greater practical value to hand-weavers, I am supplying drafts of my own devising.

If woven in "Double" weave or in the "Summer and Winter" weave, the patterns may all be reproduced exactly. Some of them are not practicable in ordinary "overshot" weaving, and others have to be varied slightly to bring them within "overshot" limitations. Most of the patterns, however, lend themselves to four harness weaving without difficulty.

The illustrations — except, of course, the drafts which are my own work — are half-tone reproductions of photographs made directly from the pages of the old book. They are fac-similes of the drawings except that they have been somewhat reduced in scale in order to make the book a convenient size.

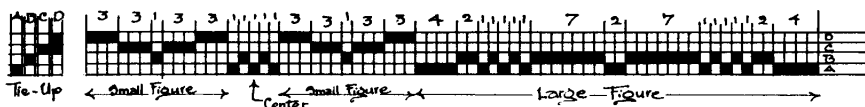
I wish to thank the Pennsylvania Museum — and especially the Director and Librarian for permission to publish the material, and for encouragement and assistance. I also wish to thank the members of the Shuttle-Craft Guild for their co-operation and support. It gives me a very great deal of pleasure to set going again in our modern world the excellent work of an "Old Master" of Colonial weaving.

This book is dedicated to all who know and love the whirr of the hand-shuttle and the thump of the batten.

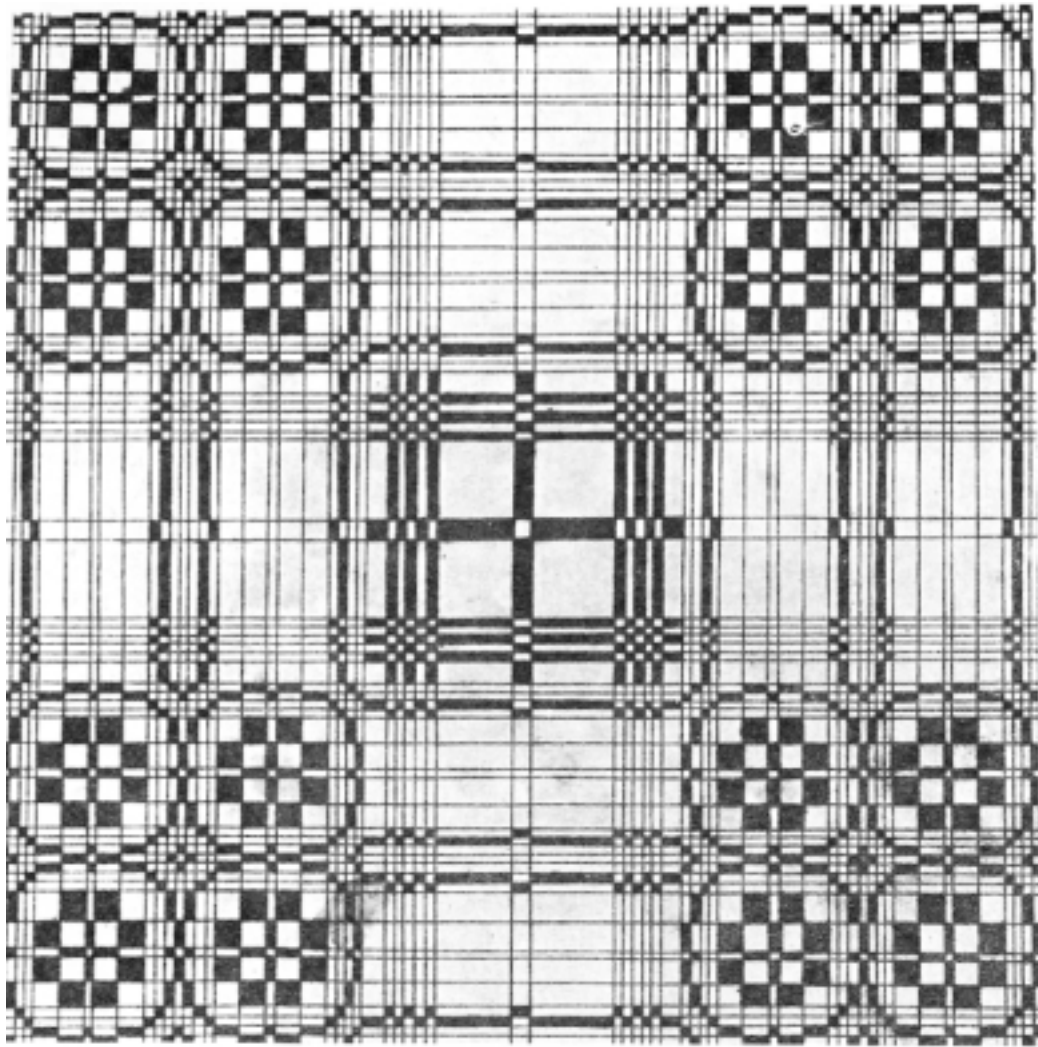


“From the John Landes Book in the Frishmuth Collection, Pennsylvania Museum”

Pattern No 1. Threading Draft for the "Summer & Winter" & "Double" Weaves.

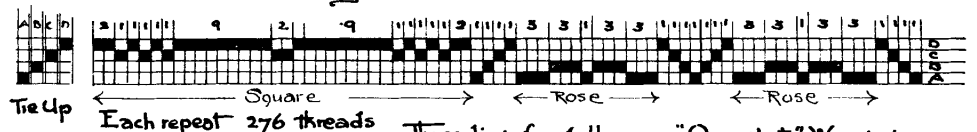


Each repeat 276 threads. Note: this pattern is unsuited to 4 harness "Overshot" weaving

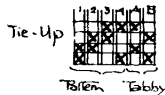


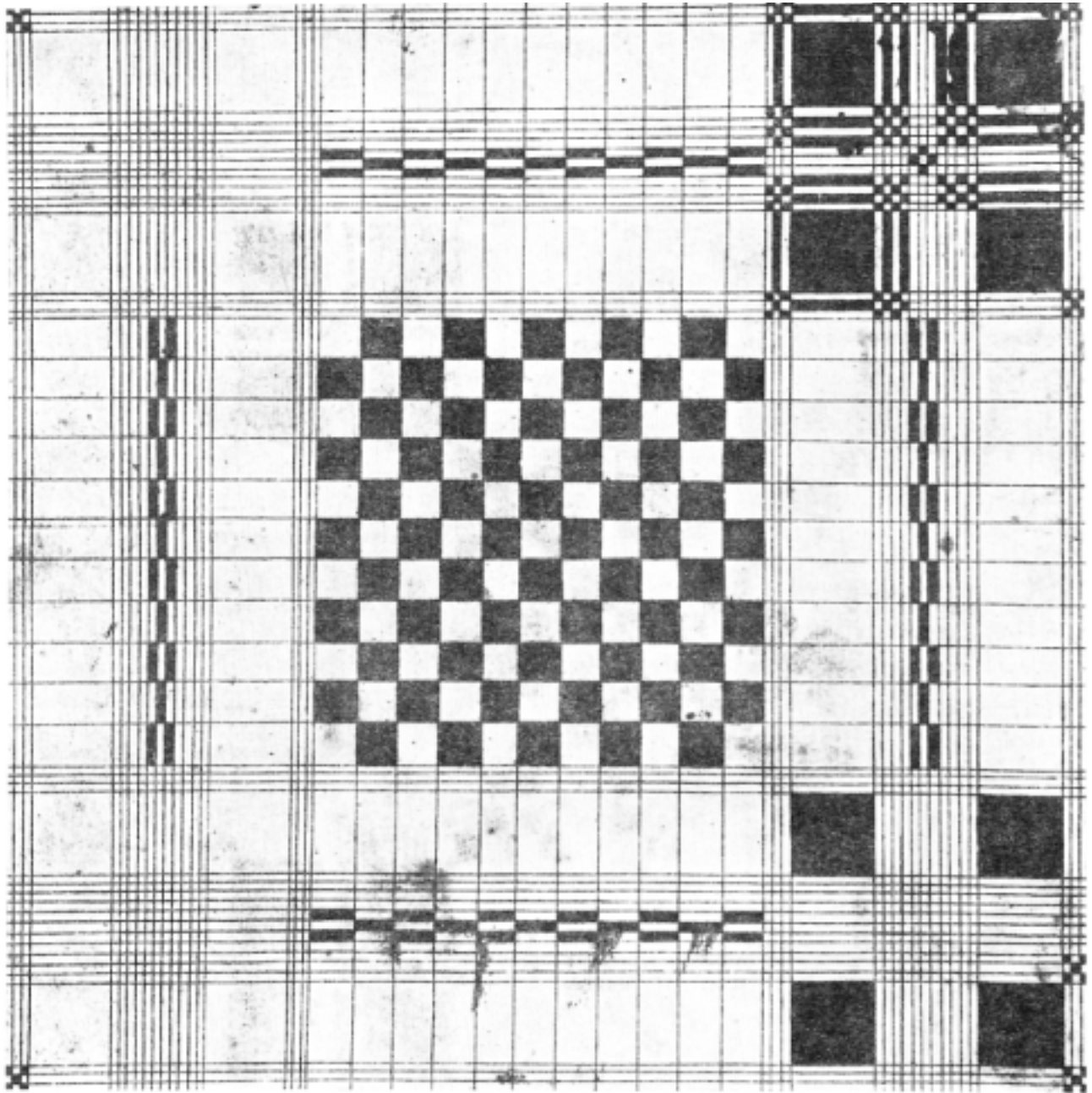
“From the John Landes Book in the Frishmuth Collection, Pennsylvania Museum”

Pattern No. 2. Threading Draft for the "Summer & Winter" & "Double" Weaves





Threading for 4-Harness "Overshot" Weaving





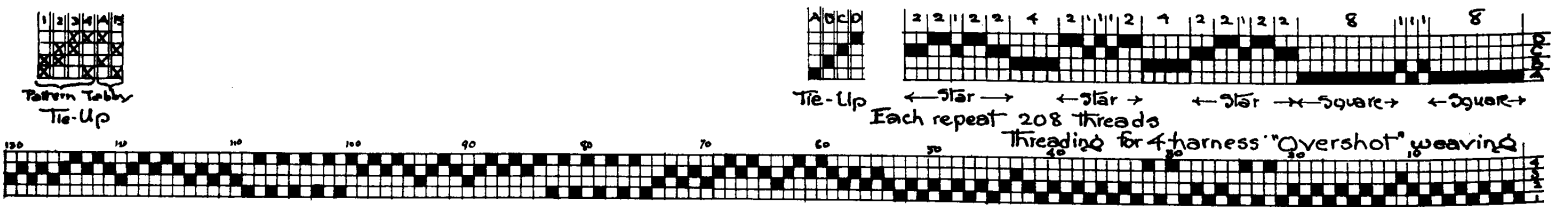
"From the John Landes Book in the Frishmuth Collection, Pennsylvania Museum"






“From the John Landes Book in the Frishmuth Collection, Pennsylvania Museum”

Pattern No. 4. Threading for the "Summer & Winter" & "Double" Weaves:



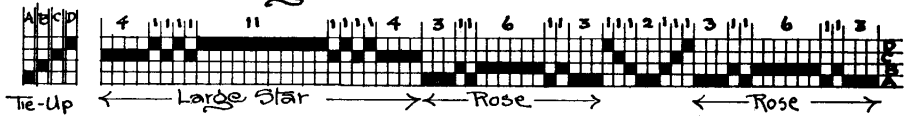


“From the John Landes Book in the Frishmuth Collection, Pennsylvania Museum”

Pattern No 5. Threading for the “Summer & Winter” and “Double” Weaves.




Each repeat
268 threads

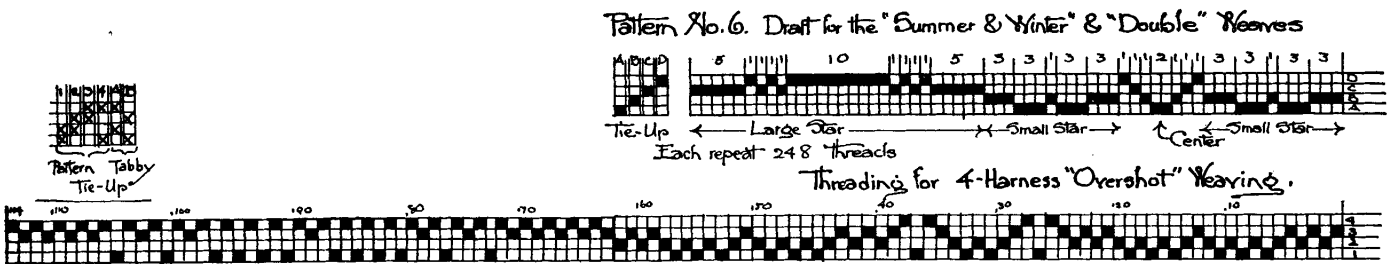



Threading for Four-Harness Overshot Weaving



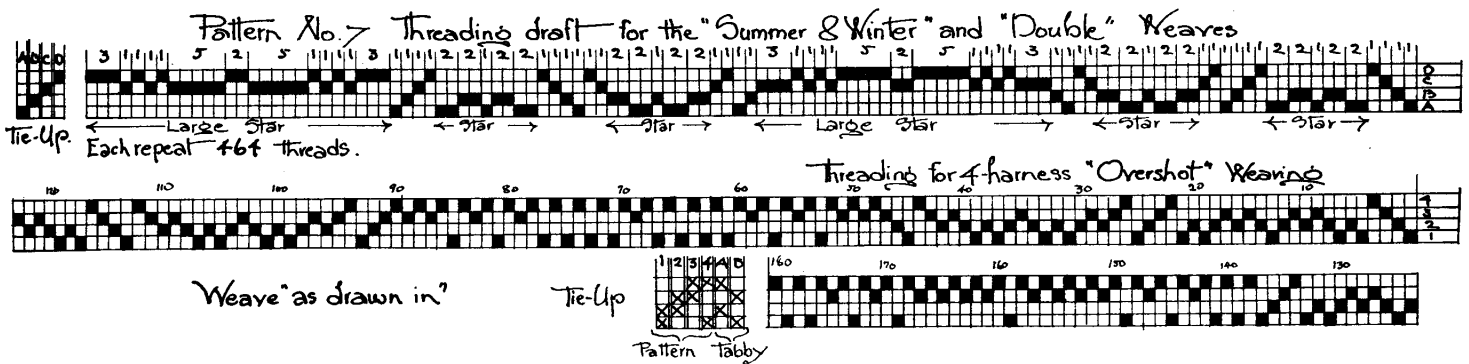



"From the John Landes Book in the Frishmuth Collection, Pennsylvania Museum"



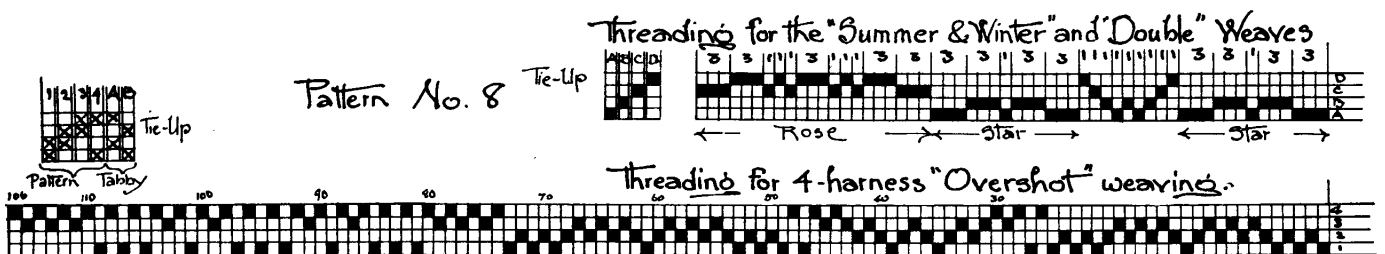



"From the John Landes Book in the Frishmuth Collection, Pennsylvania Museum"



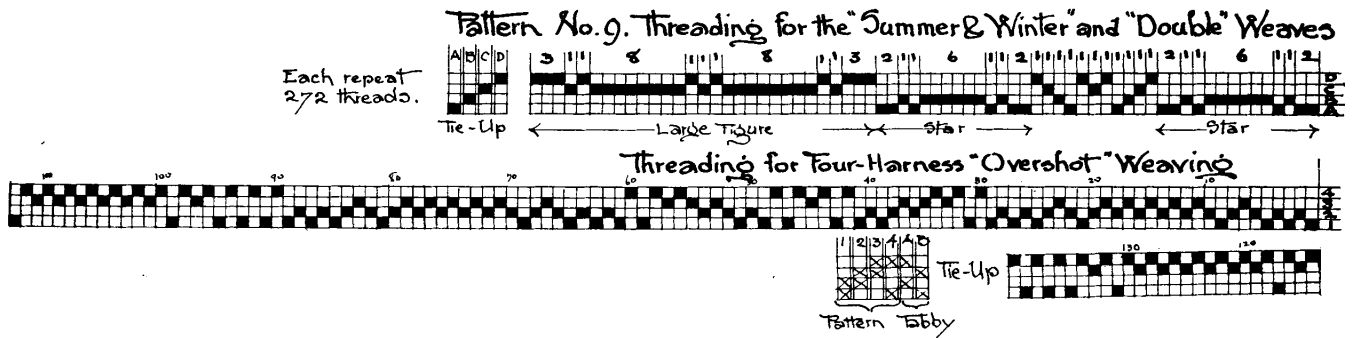



"From the John Landes Book in the Frishmuth Collection, Pennsylvania Museum"







"From the John Landes Book in the Frishmuth Collection, Pennsylvania Museum"





"From the John Landes Book in the Frishmuth Collection, Pennsylvania Museum"






"From the John Landes Book in the Frishmuth Collection, Pennsylvania Museum"

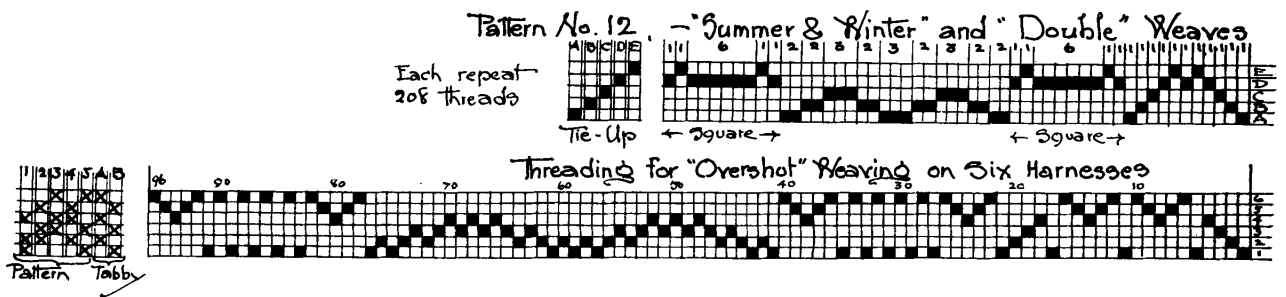
Pattern No. 11 Threading for the "Summer & Winter" and "Double" Weaves


Each repeat 192 threads







"From the John Landes Book in the Frishmuth Collection, Pennsylvania Museum"







“From the John Landes Book in the Frishmuth Collection, Pennsylvania Museum”





"From the John Landes Book in the Frishmuth Collection, Pennsylvania Museum"

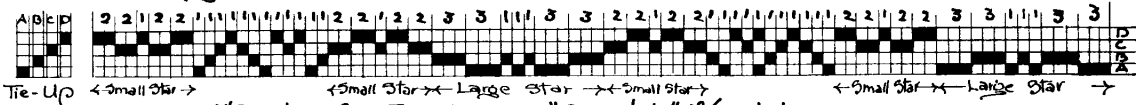





"From the John Landes Book in the Frishmuth Collection, Pennsylvania Museum"

Pattern No.16. Threading for the "Summer & Winter" and "Double" Weaves


Each repeat
336 threads




Threading for Four-Harness "Overshot" Weaving




Tabby




“From the John Landes Book in the Frishmuth Collection, Pennsylvania Museum”





“From the John Landes Book in the Frishmuth Collection, Pennsylvania Museum”



Notes:

The draft in each case corresponds with the illustration, that is to say, the first block of the draft corresponds to the upper right hand block of the pattern as illustrated.

The drafts for "Summer and Winter" and "Double" weaving are written after the short method, — each square of the draft representing four warp threads. Treadelings are not given. Anyone familiar with these weaves will have no difficulty in following the patterns from the illustrations.

Treadelings are not supplied, either, for such of the "overshot" drafts as are to be woven strictly "as drawn in," but treadelings are given for patterns not woven in this manner and for those in which there might arise any question about the correct treadeling. These treadelings, as written, refer to the tie-up as shown on the draft, and of course should be transposed if a different tie-up is used.



Pattern No. 1.

This pattern is unsuited to "Overshot" weaving.



Pattern No. 2.

2, 2 times 1, 2 " 4, 2 " 3, 2 " 2, 4 " 1, 4 " 2, 2 " 1, 4 " 2, 4 " 3, 2 " 4, 2 " 1, 2 " 2, 2 " 1, 2 "	4, 2 times 3, 2 " 2, 4 " 1, 4 " 2, 2 " 1, 4 " 2, 4 " 3, 2 " 4, 2 " 1, 2 " 2, 2 " 3, 4 " 4, 2 " 3, 2 "	4, 2 times 3, 2 " 4, 2 " 3, 10 " 4, 4 " 3, 10 " 4, 2 " 3, 2 " 4, 2 " 3, 2 " 4, 2 " 3, 4 "
--	--	--

Repeat from the beginning.



Pattern No. 3.

1, 2 times 3, 2 " 1, 2 " 3, 10 or 12 times 1, 2 times 3, 2 " 1, 2 " 3, 2 " 4, 4 " 2, 4 "	4, 4 times 3, 2 " 1, 2 " 3, 2 " 1, 2 " 3, 10 or 12 times 1, 2 times 3, 2 " 1, 2 " 2, 6 or 7 times	4, 6 or 7 times 2, 6 or 7 " 4, 6 or 7 " 2, 6 or 7 " 4, 6 or 7 " 2, 6 or 7 " 4, 6 or 7 " 2, 6 or 7 " 4, 6 or 7 " 2, 6 or 7 "
---	--	--

Repeat from the beginning.



Pattern No. 4.

Woven as drawn in.

Pattern No. 5.

2, 4 times
1, 2 "
2, 2 "
1, 8 or 9 times
2, 2 times
1, 2 "
2, 4 "
4, 2 "
3, 2 "
1, 2 "
2, 3 "
1, 2 "

3, 2 times
4, 2 "
2, 4 "
1, 2 "
2, 2 "
1, 8 or 9 times
2, 2 times
1, 2 "
2, 4 "
3, 6 or 7 times
4, 2 "
3, 2 "

4, 2 times
3, 2 "
4, 6 or 7 times
3, 2 times
4, 6 or 7 times
3, 2 times
4, 2 "
3, 2 "
4, 2 "
3, 6 or 7 times

Repeat from the beginning.



Pattern No. 6.

2, 5 times
1, 5 "
2, 2 "
1, 5 "
2, 5 "
4, 2 "
3, 2 "
2, 2 "
1, 3 "
2, 2 "

3, 2 times
4, 2 "
2, 5 "
1, 5 "
2, 2 "
1, 5 "
2, 5 "
3, 8 "
4, 2 "
3, 2 "

4, 2 times
3, 2 "
4, 7 "
3, 2 "
4, 7 "
3, 2 "
4, 2 "
3, 2 "
4, 2 "
3, 8 "

Repeat from the beginning.

(Note: The large square in the center of the large figure has been divided in order to avoid too long an overshoot while preserving the proportions of the pattern.)



Pattern No. 7.

Woven as drawn in.

Pattern No. 8.

1, 4 times
2, 4 "
1, 2 "
2, 4 "
1, 4 "
3, 3 "
4, 3 "
2, 3 "
1, 3 "
2, 3 "

1, 3 times
2, 3 "
4, 3 "
3, 3 "
1, 4 "
2, 4 "
1, 2 "
2, 4 "
1, 4 "
4, 6 "

3, 6 times
4, 2 "
3, 2 "
4, 2 "
3, 6 "
4, 2 "
3, 2 "
4, 2 "
3, 6 "
4, 6 "

Repeat from the beginning.



Pattern No. 9.

Woven as drawn in.



Pattern No. 10.

This pattern is unsuited to overshoot weaving.

Pattern No. 11.

Woven as drawn in.



Pattern No. 12.

3, 1 time	3, 1 time	3, 6 times
2, 1 "	5, 2 times	2, 3 "
1, 1 "	4, 2 "	1, 6 "
5, 1 "	5, 10 "	2, 3 "
4, 1 "	4, 2 "	3, 3 "
5, 1 "	5, 2 "	5, 2 "
4, 1 "	3, 3 "	4, 2 "
5, 1 "	2, 3 "	5, 10 "
1, 1 "	1, 6 "	4, 2 "
2, 1 "	2, 3 "	5, 2 "

Repeat from the beginning.



Pattern No. 13 and Pattern No. 14.

These two patterns are exactly alike except that they are differently colored — in one, the “roses” are red and the “snow-balls” are black; in the other, the colors are reversed.

This pattern is unsuited to overshot weaving.



Pattern No. 15.

Woven as drawn in. (Note: This pattern may be repeated from the point marked “X”, if desired.)



Pattern No. 16.

Woven as drawn in.



Pattern No. 17.

2, 4 times	3, 1 time	2, 4 times
1, 3 "	1, 1 "	1, 3 "
2, 2 "	2, 2 times	2, 2 "
1, 3 "	1, 1 time	1, 3 "
2, 4 "	3, 1 "	2, 4 "
4, 1 time	4, 1 "	

Weave the large figure as drawn in.

Repeat from the beginning.



Pattern No. 18.

The drawing has not been completely filled in, but the intention is clear.

The pattern is unsuited to overshot weaving.


A Book of
Patterns
for
Hand-Weaving

Designs from the
JOHN LANDES
Drawings in the Pennsylvania Museum


Drafts and notes by
Mary Meigs Atwater


PART TWO







"From the John Landes Book in the Frishmuth Collection, Pennsylvania Museum"



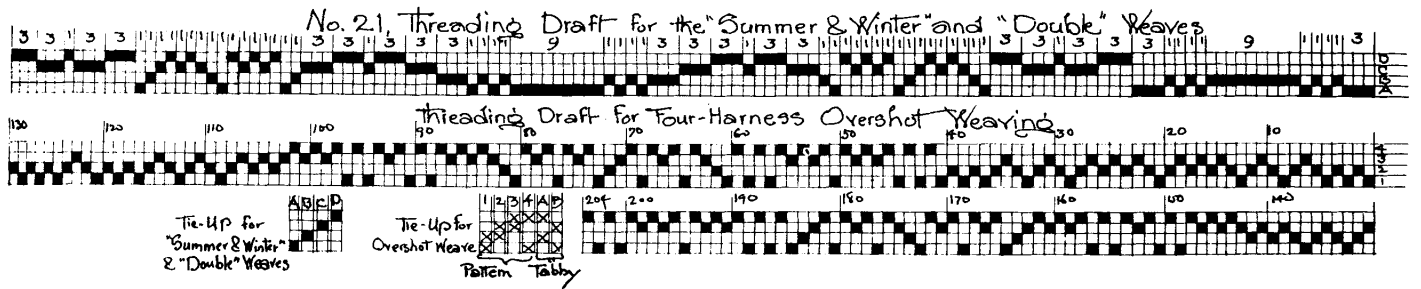



“From the John Landes Book in the Frishmuth Collection, Pennsylvania Museum”



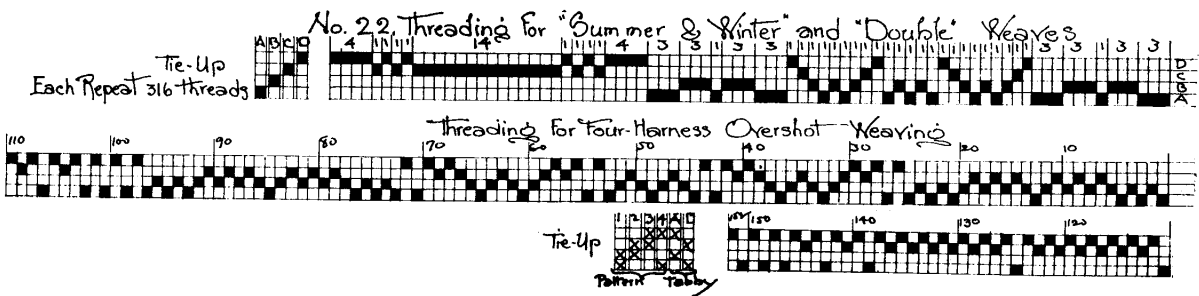



“From the John Landes Book in the Frishmuth Collection, Pennsylvania Museum”







“From the John Landes Book in the Frishmuth Collection, Pennsylvania Museum”



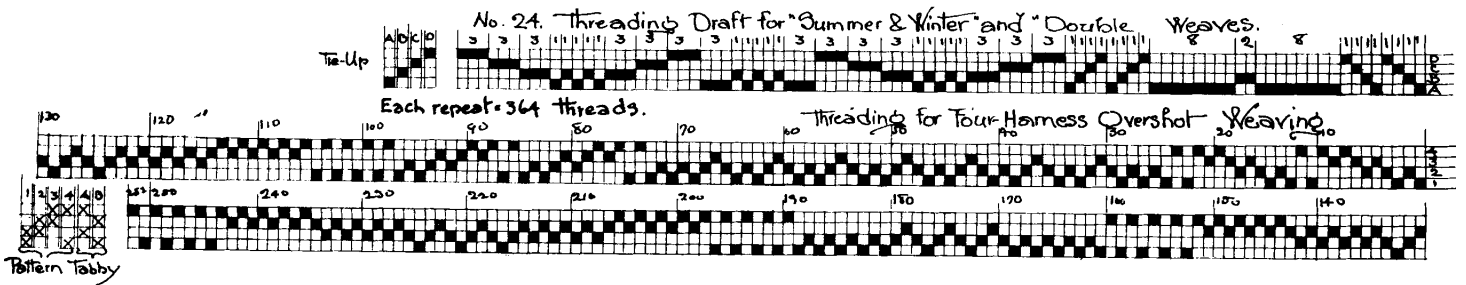



“From the John Landes Book in the Frishmuth Collection, Pennsylvania Museum”



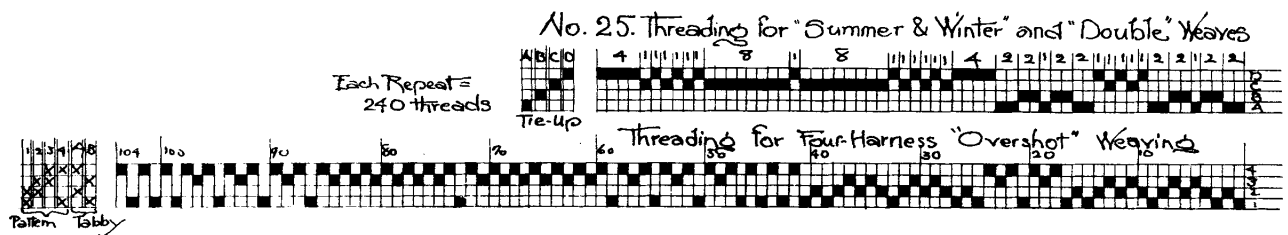



"From the John Landes Book in the Frishmuth Collection, Pennsylvania Museum"







From the John Langes Book in the Frishmuth Collection, Pennsylvania Museum"







“From the John Landes Book in the Frishmuth Collection, Pennsylvania Museum”






“From the John Landes Book in the Frishmuth Collection, Pennsylvania Museum”



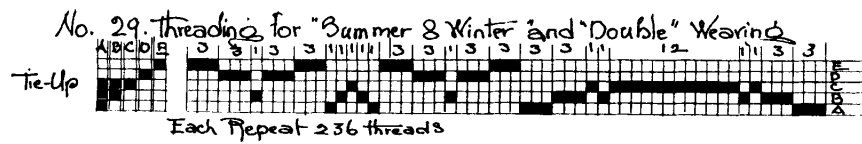



“From the John Landes Book in the Frishmuth Collection, Pennsylvania Museum”



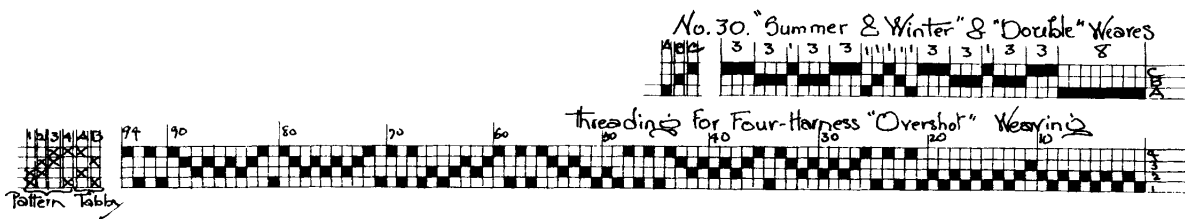



From the JOHN LANGES BOOK in the
Frishmuth Collection, Pennsylvania Museum



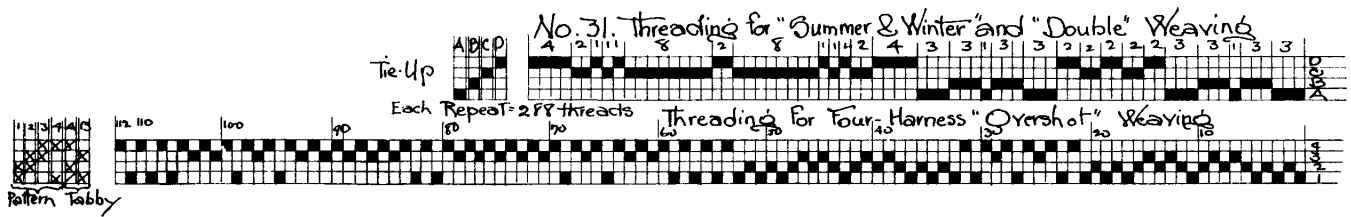



“From the John Landes Book in the Frishmuth Collection, Pennsylvania Museum”



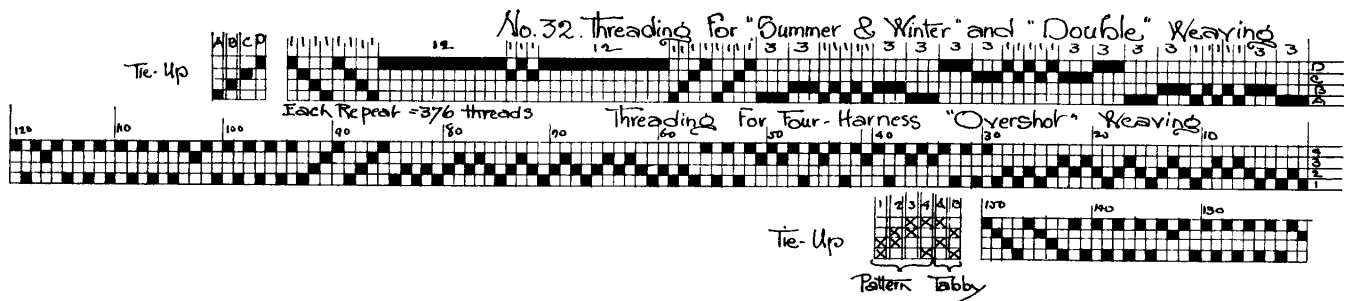



“From the John Landes Book in the Frishmuth Collection, Pennsylvania Museum”





"From the John Landes Book in the Frishmuth Collection, Pennsylvania Museum"

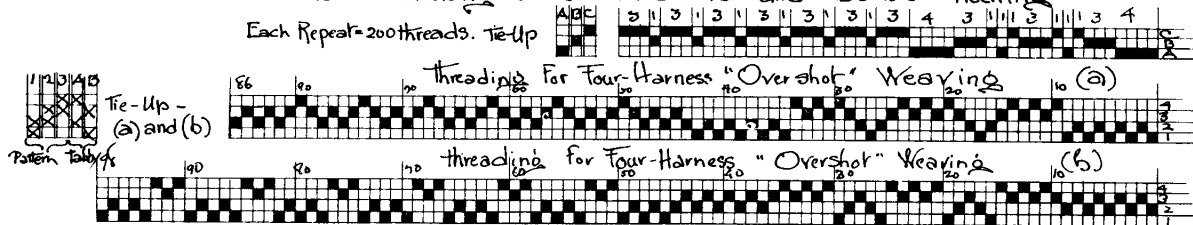





"From the John Landes Book in the Frishmuth Collection, Pennsylvania Museum"

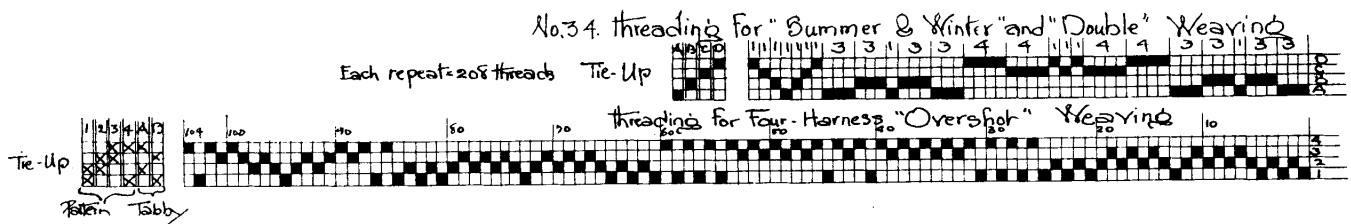
No. 33. Threading for "Summer & Winter" and "Double" Weaving


Each Repeat = 200 threads. Tie-Up



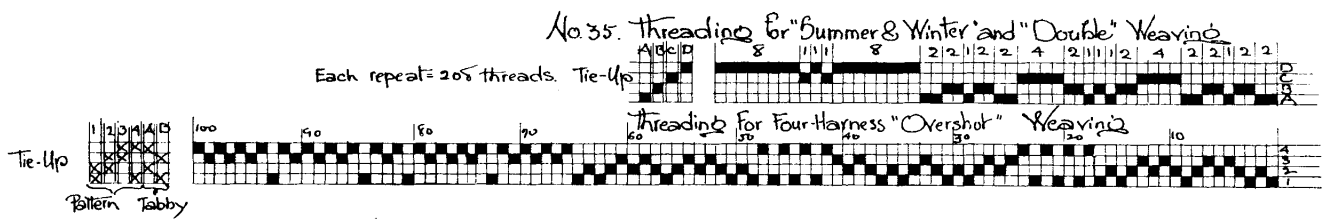



"From the John Landes Book in the Frishmuth Collection, Pennsylvania Museum"



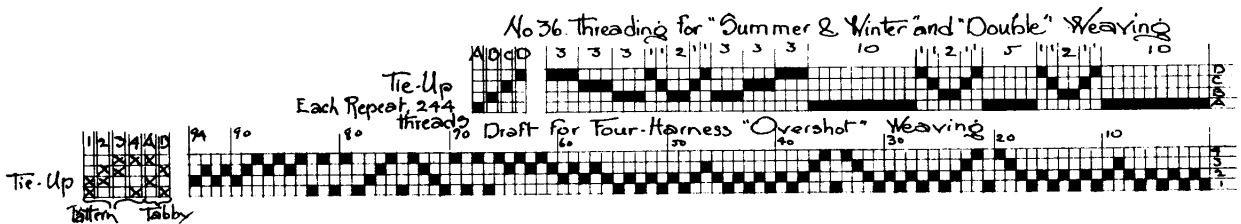



"From the John Landes Book in the Frishmuth Collection, Pennsylvania Museum"







"From the John Landes Book in the Frishmuth Collection, Pennsylvania Museum"






"From the John Landes Book in the Frishmuth Collection, Pennsylvania Museum"





"From the John Landes Book in the Frishmuth Collection, Pennsylvania Museum"



Notes:

The draft in each case corresponds with the illustration, that is to say, the first block of the draft corresponds to the upper right hand block of the pattern as illustrated.

The drafts for "Summer and Winter" and "Double" weaving are written after the short method, each square of the draft representing four warp threads. Treadelings are not given. Anyone familiar with these weaves will have no difficulty in following the patterns from the illustrations.

Treadelings are not supplied, either, for such of the "overshot" drafts as are to be woven strictly "as drawn in," but treadelings are given for patterns not woven in this manner and for those in which there might arise any question about the correct treadeling. These treadelings, as written, refer to the tie-up as shown on the draft, and of course should be transposed if a different tie-up is used.



Pattern No. 19.

Unsuited to overshot weaving.

Pattern No. 20.

Woven as drawn in. Compare Nos. 24, 32.

Pattern No. 21.

Woven as drawn in.

Pattern No. 22.

Woven as drawn in.

Pattern No. 23.

Woven as drawn in. Compare Nos. 6, 11, 15, 25, 31.

Pattern No. 24.

Woven as drawn in. (See note No. 20)

Pattern No. 25.

Woven as drawn in. (See note No. 23)

Pattern No. 26.

Unsuited to overshot weaving. Compare Nos. 13, 14, 28.

Pattern No. 27.

Unsuited to four-harness overshot weaving. Compare No. 12.

Pattern No. 28.

Unsuited to overshot weaving. (See note No. 26)

Pattern No. 29.

Unsuited to overshot weaving.

Pattern No. 30.

1, 8 times	4, 5 or 6 times	1, 2 times
4, 2 "	2, 5 or 6 "	2, 5 or 6 times
1, 8 "	1, 2 times	4, 5 or 6 "
2, 5 or 6 times	4, 2 "	2, 2 times
4, 5 or 6 "	2, 2 "	4, 5 or 6 times
2, 2 times	4, 2 "	2, 5 or 6 "

Repeat from the beginning.

Pattern No. 31.

Woven as drawn in. (See note No. 23)

Pattern No. 32.

Woven as drawn in. (See note No. 20)

Pattern No. 33.

Woven as drawn in. This is an interesting and unusual arrangement of 3 blocks, --- the two overshot threadings given are very different in effect. They may be woven on the same tie-up.

Pattern No. 34.

Woven as drawn in. Compare Nos. 6, 9, 11.

Pattern No. 35.

This pattern may be woven on the threading given for Pattern No. 4 by treadeling "Rose-fashion". The threading given herewith produces a somewhat smaller figure.

2, 3 times	2, 2 times	4, 2 times
1, 3 "	1, 3 "	3, 4 "
2, 2 "	4, 6 "	4, 2 "
1, 3 "	2, 3 "	3, 2 "
2, 3 "	1, 3 "	4, 2 "
4, 6 "	2, 2 "	3, 4 "
1, 3 "	1, 3 "	4, 2 "
2, 2 "	2, 3 "	3, 4 "
1, 2 "	3, 4 "	

Repeat from the beginning.

Pattern No. 36.

1, 12 or 14 times	3, 2 times	4, 2 times
4, 2 times	2, 3 "	3, 2 "
3, 2 "	3, 2 "	2, 3 "
2, 3 "	4, 2 "	3, 2 "
3, 2 "	1, 12 or 14 times	4, 2 "
4, 2 "	4, 4 times	2, 4 "
1, 6 "	3, 4 "	3, 4 "
4, 2 "	2, 4 "	4, 4 "

Repeat from the beginning.

Pattern No. 37.

Unsuited to overshot weaving.

Pattern No. 38.

Unsuited to overshot weaving.