

MODERN LACE-MAKING.

HANDKERCHIEF IN MODERN LACE.

FIGURE No. 1.—A very handsome handkerchief is here represented. It is showy without being elaborate and is easily made. Fine point lace braid is used for the design, and the filling-in stitches are bars with tiny picots and rosettes.

TIDY IN MODERN LACE.

FIGURE No. 2.—This tidy is about fourteen inches square when developed in its proper dimensions. It is made of Honiton braid and picot bars and rosettes comprise the filling-in stitches.

Such a tidy is very appropriate for use on handsome furniture. It may also be used as a small center-piece if desired, and in this event a linen center could be used instead of the one illustrated, as the border is quite well adapted to such a center.

PICOTS.

FIGURE No. 3.—Figure No. 3 shows a very effective picot, which may be worked round the threads that cross each other or round a little spinning-stitch or wheel; it may also be used for flowers or bars. For this kind of picot make first a button-hole stitch round the netted cross, push the needle in it, and wind the cotton ten or twelve times round for one picot: then care-




FIGURE No. 2.—TIDY IN MODERN LACE.




FIGURE No. 1.—HANDKERCHIEF IN MODERN LACE.




FIGURE No. 3.—PICOT.

fully draw another button-hole stitch round the netted cross to fasten the finished picot and to prepare for the next.

SPINNING- WHEEL ROSETTE OR SPIDER.

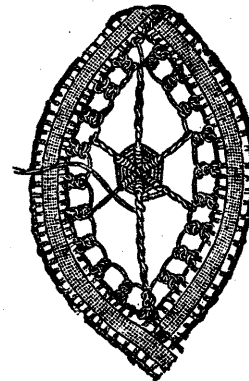


FIGURE No. 4.—SPINNING-
WHEEL OR SPIDER
ROSETTE.

FIGURE No. 4.—These rosettes are very useful for filling the empty spaces in foundations or patterns in either Renaissance, Battenburg or other modern laces. They may also be seen in figure No. 2. The engraving at figure No. 4 gives a wheel in which the thread is twisted over six thread bars.

All of these designs and the information concerning them were supplied by Sara Hadley, professional lace-maker, 923 Broadway, N. Y.