

SUGGESTIONS FOR THE BATHROOM ACCESSORIES

By DOROTHY S. ROBERTS




Plate 1

Ever since I first became interested in hand weaving, I have had a yearning to weave a long pile string rug. First, because the texture is so fascinating, and secondly, because of the practical uses of this technique for small attractive rugs. This winter I completed the rug shown in Plate I.

I used an old colonial rug loom with two harnesses. For the warp my material was a string twice the thickness of carpet warp. The weft was Bernat's unbleached carpet warp and unbleached rug filler. After an inch of tabby weave I inserted the first row of knots, using double weft on a small Swedish shuttle. The knots are tied around two warp threads as in the regular method used in pile weaving. (This knot is described in *The Weaver*, Vol. 1, No. 1). To obtain my desired length of two inches of pile, I used a

flat stick 2 inches by 46 inches, bevelled on the edges and sand papered smooth. I tied the knots completely across the row, and then cut along the outer edge with a sharp knife. The process is very simple, provided you use a small flat shuttle which can be easily slipped under the stick with the right hand, while exerting slight pressure on the left end of the stick with the left hand. An easy rhythm is very quickly acquired. Plate II. The knots can be pulled tight when the weft has been placed under the stick. Beat the knots down hard and tabby three shots. One row weft, one row rug filler, one row weft. The weft threads may be carried along as the distance is very short. I introduced the rug filler mainly to give body to the rug.

After the pile has been cut, the ends will fray slightly




Plate 2

which adds greatly to the texture. This is an ideal modern bathroom rug, soft and very pliable.

Plate III. The Guest Towel. This is another article, which, when hand woven is most attractive for the bathroom. I made several on an off-white linen warp, with various pastel wefts. Each towel was made with a different border design as illustrated. I used the Spanish laceweave, varying it at my own discretion, but always keeping in mind a well balanced design. The third is still another type of the same weave. (The Weaver, Vol. IV, No. 2.) Very often a small border placed at the other end improves the towel when small hems are used.

Size 12 inches by 15 inches.

Warp Linen, warp 40-2.

Weft Linen Special—pastels.




Plate 3