

Tatting of Two Colors Applied to Centerpieces and Doilies

By MRS. C. F. VANCE




PINK and blue crochet-cotton was used for the models, but any colors preferred may be chosen. For a breakfast- or luncheon-set one may select colors matching the decoration of the china. No. 30 or No. 40 will be found a good, serviceable size, although finer or coarser thread

may be used at pleasure; the coarser the thread the larger the medallion, and wider the border.


For the round set, consisting of tumbler- or cup-doilies, four to five inches in diameter, doilies for the bread-and-butter plates, seven to eight inches, and for the service-plates, ten to twelve inches, with the centerpiece, twenty to twenty-four inches, and tray-cover or end-piece, if wanted—may have the simple edge given, with or without medallion insets. The "three-in-one" set, popular during the past year or two, and consisting of doilies twelve by eighteen inches, to hold the entire individual service, instead of the three smaller doilies, with the eighteen-inch centerpiece, may well have, in addition to the border, an inset in each corner of centerpiece and doilies, or serviettes. Or, instead of the edging, medallions may be joined for a border, and arranged in points of six or three, according to size of center. Many ways of using the edging and medallions will suggest themselves to the interested worker. For example, what could be prettier than a dresser-scarf and pincushion-cover thus adorned, or two round or square mats, with an oval or oblong one, with the cushion? And then there are the "occasional" centerpieces and doilies, always in favor for household use or the gift-box.

For the edge: Wind your shuttle with the pink thread, and use the blue from the spool. Make a ring of 5 double knots, (picot, 5 double knots) 3 times, close; turn, make a chain of 5 double knots, picot, 5 double knots, using the second or spool thread; a small ring of 5 double knots, join to side picot of 1st or large ring, 5 double knots, close; a chain, as before; another small ring, joining to same picot as before; a chain, joining to middle picot of large ring; a chain of 4 double knots, picot, 4



A "Five-Pointed-Star" Centerpiece

twice, close; a chain of 6 double knots, picot, (5 double knots, picot) twice, 6 double knots; repeat rings and chains, alternately, until you have 6 of each, joining each ring to

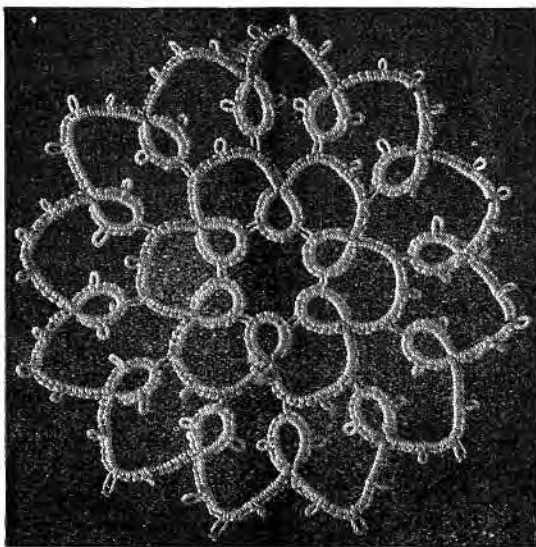


A Doily for the Bread-and-Butter Plate

preceding and last ring also to first, with last chain at base of first ring.

2. A ring of 5 double knots, picot, 5 double knots, join to first picot of chain of last row, 5 double knots, picot, 5 double knots, close; a chain as in last row; a ring, joining to 3d picot of same chain; a chain; repeat, alternating rings and chains, joining a ring to first and third picots of each chain of last row; join last chain at base of first ring, and fasten off securely.

Join 3 medallions side by side by middle picots of 2 consecutive chains; join 2 medallions side by side, and join to the row of 3 medallions by 2 chains of each; between the 2



Details of Medallion Used for Star Border

double knots; again the large ring; a chain of 5 double knots, join to picot of preceding long chain, and continue the pattern to length required, joining last long chain also to first, and last short chain at base of first ring.


Cut the circles of linen for centers and finish with a narrow hem. Sew on the edging by passing the needle through the hemstitching into side picot of each large ring, and picot of short chain. In white, this edging makes a very dainty finish for handkerchiefs or underwear, collars, and so on, choosing a size of thread suited to the purpose. Many, too, will like all white thread for doilies and centerpieces.

An occasional centerpiece of rather fanciful shape has the border described, with an inset matching the edge. For the medallion: Make the large ring as described; a chain; a small ring, joining to side picot of large ring; a chain; another small ring, joining to same picot; a chain, joining to middle picot of large ring; chain of 3 double knots; again the large ring; chain of 5 double knots, joining to preceding large ring, and continue until you have six points or scallops, joining last long chain to first, and last short chain at base of first ring. To fill in the center of medallion, join the blue thread to side picot of large ring, chain of 4 double knots, join to picot of next ring, repeat around, joining last chain where first started; fasten off neatly.

Trace and cut a perfect circle in each corner of the centerpiece, allowing for a very narrow hem; join the medallion by picot of each chain at the point.

A "five-pointed star" centerpiece has a center of pentagon-shape, five equal sides, finished with a narrow hem. For the wheel or medallion:

1. Make a ring of 6 double knots, (picot, 6 double knots)



An Occasional Centerpiece of Fanciful Shape

join a single medallion, forming a point, which join to one side of center. Join medallions at side of each point by picot of one chain. If preferred, the joinings may be made with needle and thread.




The Card-Index in Housekeeping

By LESLIE GORDON

HOUSEKEEPING is really one of the most complicated businesses in the world, and yet it is one that is oftenest run in a haphazard way. The reason why certain men make fortunes managing big hotels, while the average woman fails to amass more than a very meagre living running a boarding-house is because the man puts his housekeeping on a business basis, while the woman lets hers run along in any old way and never knows just why she is losing money. Now, many of the contrivances that are used to save time in an office can be used with advantage in the home. I have a friend who says that a card index has taken away half her worries as well as saved her a good deal of money during the last year.

Until she married she had been a successful business woman who had been accustomed to a well ordered routine every day and also to knowing exactly where the firm stood financially so that when she became the home partner in a matrimonial firm she determined that she would follow the same plan.

"When I was first married I determined to make my head save my heels. My mother had taught me a good deal about housekeeping, so that I was not absolutely inexperienced; but I had seen the advantages of system, so I determined to use it in my own home. The first thing I did was to take eight cards and head one "Daily Routine" and the other seven with the days of the week. On the first card I entered all my daily tasks consecutively; nothing was too small to receive its place on the card as I did not intend to make my mind do any of the work a set of cards could do for it. On the cards for the different days of the week I wrote all the little special tasks, not forgetting even such details as winding the clock, filling the salt-cellars, etc.



Detail of Edge and Inset

Then, with the cards at hand, I worked like a machine and finished in about half the time it would have taken if I had stopped to wonder what needed to be done each day. These cards I filed in a box divided into sections into which also went cards on which were copied different menus that I have found both economical and appetizing. All my special receipts I have also copied on cards and placed in the box so that I can find them without delay when needed.

Then I also keep a sort of kitchen "day book" in which I write lists of supplies needed as soon as they are out, and in this I write menus for the meals for two or three days ahead; and I find that this greatly facilitates marketing and makes the preparation of meals easier, for forehandedness greatly simplifies kitchen work. I also have a loose-leaf memorandum-book in which I keep my shopping-lists (dry-goods, notions, etc, needed), and also lists of anything needing mending or any odd job for a spare moment. All these this little book remembers for me. These, with the addition of a book in which I keep a strict account of all expenditures and a check-book with which all bills are paid, are all the business tools I have, but I find them of great assistance.