

SEAWEED DESIGNS IN EMBROIDERY

By *Cornelia Stevens*

DESIGNED ESPECIALLY FOR THE JOURNAL

THE edge may be made to suggest sea shells by working in long or short stitch with white floss, shading in delicately a light tone of copper color, using white floss also for the curved lines, working in plain stem stitch.



A ROUND CENTREPIECE



A PLATE DOILY

The general color effect of these doilies will be white and gray green, with touches of light copper color here and there in the sea moss, and tinting the edges. Green shades are used for the moss as well as the rich copper shades, blending in a little gray green when tinting the white edges.

THE other centrepieces and doilies may be embroidered in the same colors, using a little more green where the design is irregular.

Sets of six or a dozen plate doilies may easily be made as the varieties of seaweed are many and beautiful. The




WITH their suggestion of fish and oyster luncheons, dinners and suppers, the seaweed embroidery designs given on this page seem particularly seasonable and attractive, and cannot fail to satisfy the artistic sense if the proper colorings are selected. The high lights should fall through the centre of the forms and accentuate the white of the linen. The buttonholed edges should be well defined and the form closely followed if the beauty of the design is to be fully preserved.

THE material selected to embroider the designs upon should be white art linen, either XX or XXX.

As the color scheme of the seaweed designs is their principal charm the selection of the rich, harmonious and delicate shades should be the work of a person with distinctly artistic taste.


The round centrepiece is intended to be twenty-one inches in diameter, and all the round plate doilies, as



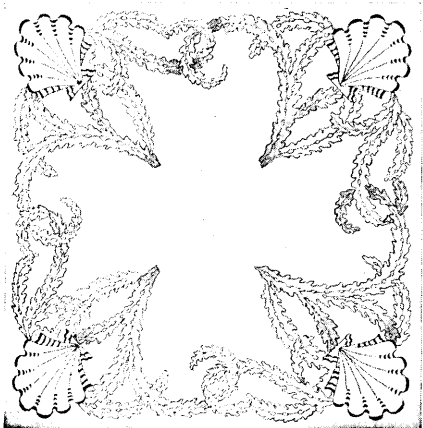
A SQUARE CENTREPIECE

best general effect, however, will result from keeping the color scheme distinct in each, using tints of the three colors, wood brown, copper and gray green, and one shade of white.

IF MUCH shading be an objection these designs may be carried out effectively in gray green and white, or wood brown and white, either being a good laundering color, and having the advantage of readily harmonizing with almost any color which may be used on the dining-room table.



SHELLS AND SEAWEED



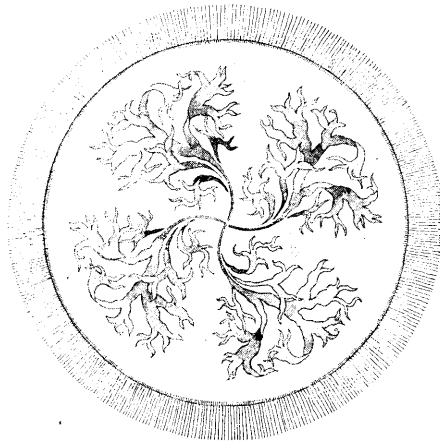
A PLATE DOILY

well as the finger-bowl doily, ten. The square plate doily is ten inches square. The oval centrepiece is twenty-one inches across, and the square one nineteen inches. The edge of the oval design is done with floss in fine buttonhole stitching.

WHEN embroidering the round centrepiece use floss in the brown tones, tinting slightly with a light copper color where the light strikes the turned-back edges of the seaweed design.

The shells which outline the square centrepiece are particularly suggestive of the idea embodied in the designs, and should be very carefully followed.

The inner edge of the finger-bowl doily is finished with buttonhole stitching of white floss and then fringed to a depth of three-quarters of an inch.



A FINGER-BOWL DOILY

A set of table linen embroidered with these designs would be especially suitable for a dinner-table in a seashore cottage. The designs would also serve for china painting.

Editor's Note—A full-size perforated pattern for any one of the embroidery designs on this page will be mailed to any address on receipt of twenty-five cents. The full set of six patterns may be had by sending \$1.00. Address The Art Bureau, The Ladies' Home Journal, Philadelphia. Complete directions for transferring the designs to linen will accompany the patterns.