

ART IN THE SCHOOL AND THE HOME

Conducted by

FLORENCE I. GOODENOUGH

ASSISTANT SUPERVISOR OF ART, PUBLIC SCHOOLS, NEW YORK CITY

DARNED FILET NET

THE problem which tends to center interest on some object of actual use, especially of actual use outside the school-room is one that contributes materially to the results to be obtained in art and industrial work in our public school course of study. This problem to be practical must aim to use the most appropriate and serviceable materials, the greatest harmony of design and

tical is the making of curtains, pillow tops, scarfs, etc., of hand darned filet net.

Square meshed filet net is a very attractive fabric, durable and inexpensive, and is to be found in white, cream and ecru, the ecru being the most desirable for general uses. For curtains this net is especially good because it tends to make the light mellow and is at the same time transparent.

The illustration shows a curtain of filet net with a decoration across the bottom and up one side in the form of a border. This border is made by darning a pattern on the net, using a heavy linen floss of the same tone as the net. Any heavy floss or narrow braid or tape can be used for this darning but the floss is very attractive because of its soft lustre.

The darning is done by the simple darning stitch, weaving in and out of the mesh of the material. A large blunt needle is used to do the work with. A new thread is started without a knot and finished by drawing through on the wrong side of the net, thus leaving the work smooth and even.

The problem of the design to be used as a decoration for any article made of filet net, resolves itself into the development of a design based on straight lines, and this is best worked out on squared paper. By using the paper having one-eighth inch squares, the appearance of the sketch and that of the finished work have a definite and evident relationship. In Fig. 1 is




Figure 1

coloring and must, in its execution, involve skill of hand.

One solution of this problem which has interest and novelty and is also prac-




Figure II

shown the working sketch on squared paper and, Fig. II, this same design worked on the net.


In making a curtain similar to the one shown here the first step to consider is the space to be decorated. A border across the bottom and up one side, that at the bottom being the wider and heavier, is a very pleasing arrangement and one that gives a good structural feeling to the whole. The design should also have a good feeling of movement and rhythm.

When a satisfactory result is obtained on the squared paper, the design is ready to be applied to the net. This is very simple and is done by following the number of squares as planned on the paper, each square of the paper representing one square of the mesh, using the darning stitch in and out of the material.

It adds to the beauty of the design if the darning is done in an irregular way—that is by darning long stitches on the right side of the net instead of picking up each square.

The building of a good, simple pattern in this way is of real educational value and this, with the application of the pattern to the net, is within easy reach of quite young children.

Filet net has many other uses beside the one described here. It is very well used for scarfs, table mats, cushion covers, etc., when mounted on a foundation material like satin, or silk, either of the same tone or a harmonious one. There are great possibilities in the uses to which this material may be made and this problem described here will offer suggestions for many others.



Curtain in Filet Net

Under the auspices of Messrs. E. Gimpel & Wildenstein, a most interesting exhibition of Fragonards is being held at 673 Fifth Avenue, New York. Twenty-four pictures are being shown. The event was noticed in the Gallery Notes for January and will receive criticism in the March Notes.